
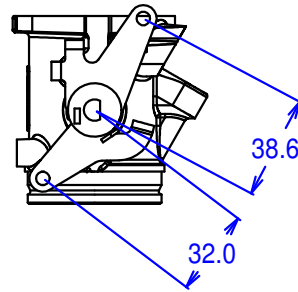
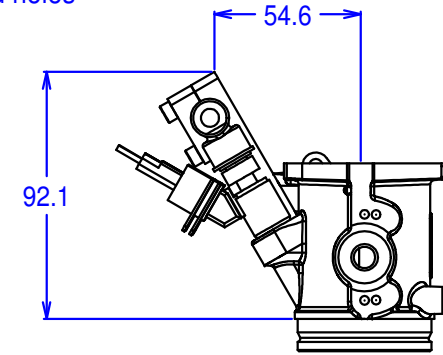
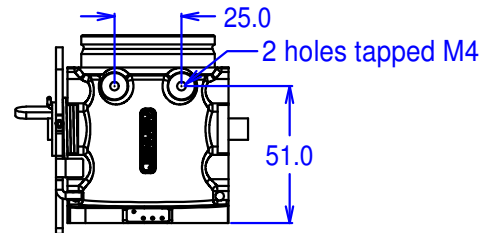
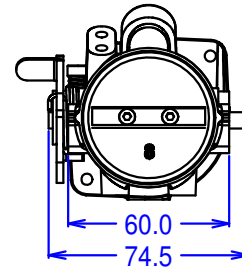
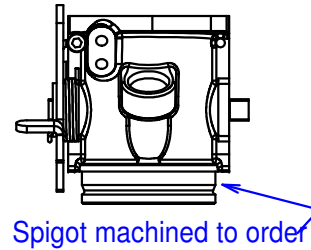
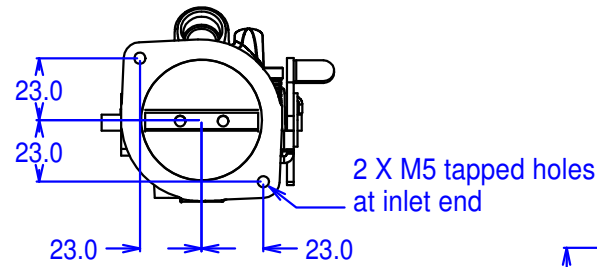


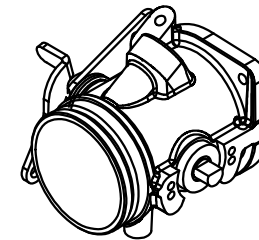
## SS single bore throttle body



Twin injector body



Measurements for Pico injector



The type SS body is the ultimate, no - compromise spigot-mounted fuel injection throttle body. Used mainly on motorbike engines, it may be fitted either way up and at minimum centre distances of 76mm. It is available with 1 or 2 injector positions and may be CNC bored to any reasonable shape on request.

Available in 30, 32, 35, 38, 40, 42 & 45 (1 inj) and 40 parallel bores (2 inj) and tapered bores with 35, 38, 40 and 42mm butterfly sizes.

Bodies are fitted with an integral fuel rail mounting system. The popular sizes of suitable fuel rail are stocked, whilst others are made to order.

Complete with right hand linkage (when ordering 1 body) or standard in-line interconnecting links when ordering a number of bodies. Alternative lever configurations are available.

Bodies come with bungs for the inlet end.

Operating data; Spindle rotation: 82 degrees. Torque per spindle at WOT: 110 - 120 N-mm giving a tangential pull of 2.9 - 3.1 N on long arm of standard lever.

Optional 310 N-mm springs available.

Other items; Range of air horns (bellmouths, trumpets, stacks), throttle potentiometers, fuel rails.