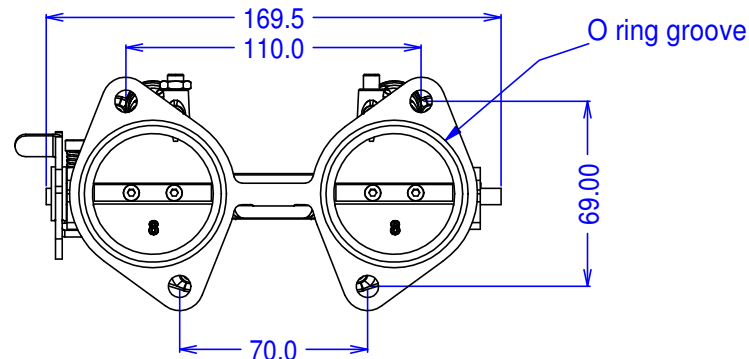
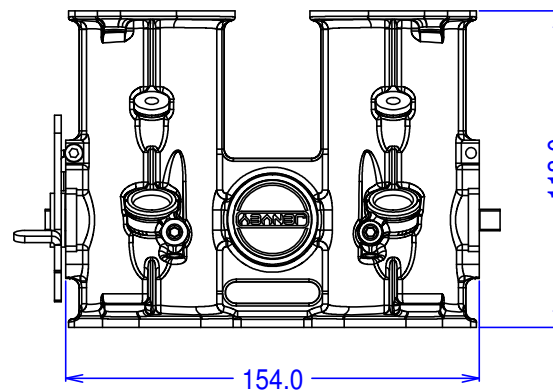
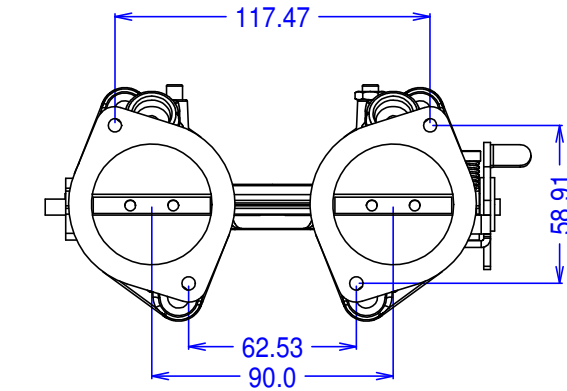
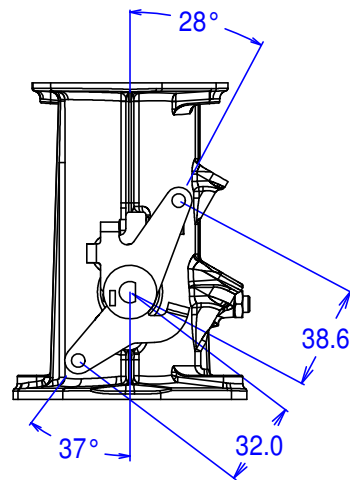
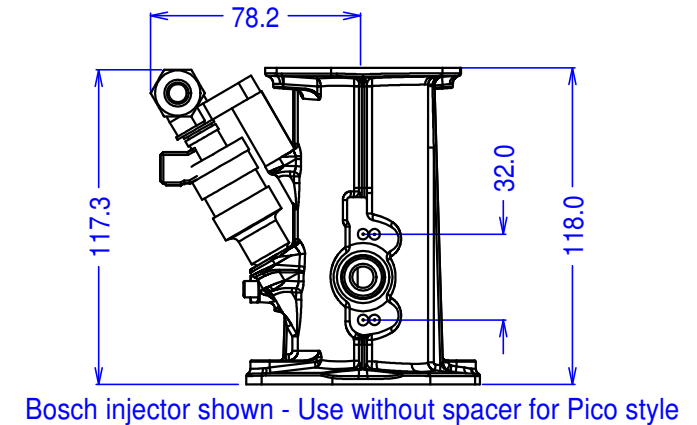


TB45i Twin throttle body



45mm bodies and smaller
are all 45mm at intake end



The TB body is designed with major dimensions identical to twin horizontal carburetors from Weber, Dellorto, Solex etc. and finished in crackle black powder coat. The fuel rail (supplied separately) fits within the length of the body with either Pico and Bosch style injectors, allowing use of a flat airfilter backplate. The body comes with 'O' rings on the outlet, idle bypass adjustment, interconnecting link and bungs for the inlet end.

Operating data; Spindle rotation: 82 degrees. Torque per spindle at WOT: 300 - 340 N-mm which gives a tangential pull of 8 - 9 N on long arm of standard lever.